





METAXDOOR has expertly designed its ICU doors to meet the needs of hospitals, medical office buildings, and other healthcare facilities, where patient visibility and easy, flexible access are of the highest importance.




These doors are specifically engineered for intensive care and cardiac care units, but they're also ideal for laboratories, waiting areas, surgical suites, diagnostic imaging areas, data and record centers, and other key areas throughout your facility.

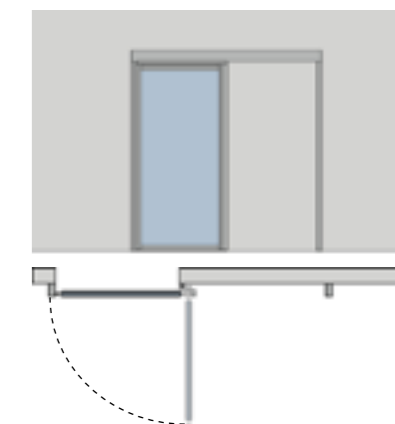


METAXDOOR HM30/ICU Room Doors

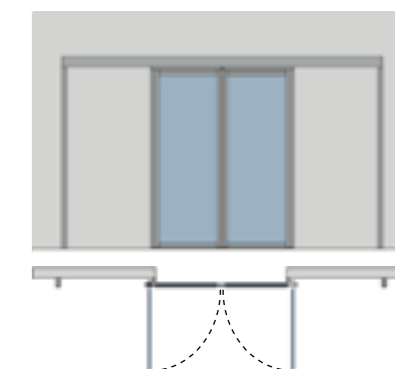
"METAXDOOR HM30/ICU Room door is the best choice for places requiring hygiene thanks to its air and water tightness features."



*** Trackless:**
Breakaway in full open.



Type: Single/One Leaf



Type: Bi-parting/Two Leaves



Type: Single/Two Leaves
*** Trackless**



Type: Bi-parting/Four Leaves
*** Trackless**